



Jump into a Summer of Learning



Dear Families,

Summer is here and we are all ready to play, vacation, and spend time with our families and friends. Summer is a time to refresh and relax! However, learning can be lost if too much of our time is spent in relaxation mode. This packet is meant to stimulate the brain over the summer and to ensure that learning continues over the long break. Please take a few moments a week to challenge and stretch your child's thinking so that they are ready for the new year ahead. Spending time together having fun and creating memories is also very valuable so be sure to do lots of that this summer! We can't wait to see you in the new school year!



Teacher Name _____

Student Name _____

Reading Websites

Story Online: <http://www.storylineonline.net/>

Starfall: <http://www.starfall.com/>

Clifford Stories:

<http://teacher.scholastic.com/clifford1/index.htm>

PBS Kids: <http://pbskids.org/>

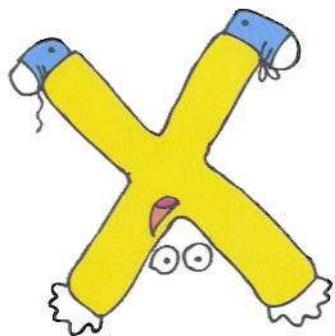
BrainPOP Jr. Reading:

<https://jr.brainpop.com/readingandwriting/>


Spelling City: <http://www.spellingcity.com>

Book Adventure: Similar to AR

www.bookadventure.com




Great Math Websites



The sites below have great math activities for math at all levels!

www.aplusmath.com




www.funbrain.com



<http://www.aaamath.com>

<http://www.coolmath-games.com>



www.mathplayground.com



www.mathfactscafe.com



10 FREE LEARNING WEBSITES {FOR KIDS}

Here's a list of some fun, educational, and safe websites for your child to visit and explore on those hot summer days!

<p>Switcheroo Zoo www.switcheroozoo.com Watch, listen and play games to learn all about amazing animals!</p>	<p>Fun Brain www.funbrain.com Play games while practicing math and reading skills.</p>
<p>Nat Geo for Kids www.kids.nationalgeographic.com Learn all about geography and fascinating animals.</p>	<p>PBS Kids www.pbskids.org Hang out with your favorite characters all while learning!</p>
<p>Into the Book www.reading.ecb.org Go "into the book" to play games that practice reading strategies.</p>	<p>Star Fall www.starfall.com Practice your phonics skills with these read-along stories.</p>
<p>Seussville www.seussville.com Read, play games, and hang out with Dr. Seuss and his friends.</p>	<p>Storyline Online www.storylineonline.net Have some of your favorite stories read to you by movie stars!</p>
<p>ABC YA www.abcy.com Practice math and reading skills all while playing fun games!</p>	<p>Highlights Kids www.highlightskids.com Read, play games, and conduct cool science experiments!</p>

Name: _____

Summer ABC Order

Put the summer words in ABC order.

sun

beach

glasses


hat

vacation

popsicle

hot

water



Name: _____

Sunny Sam's Compound Words

Help Sam figure out which words are compound words. Circle the words that are **real** compound words. Put an X through the ones that are not.

starfish

umbrella

football

ice cream

sunny


strawberry

popsicle

bedroom

firework

rainbow

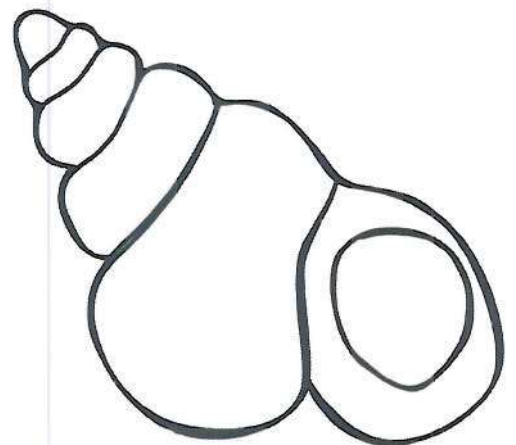
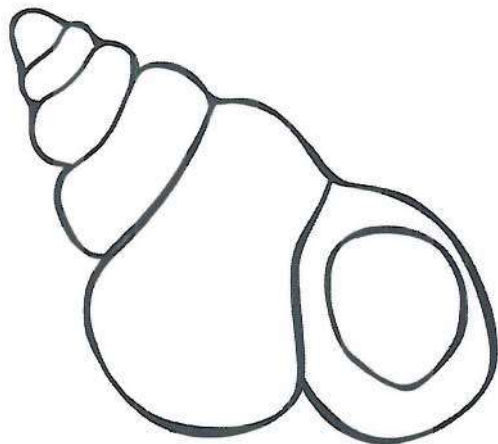


Name: _____

Heat Summer Nouns

Reach each summer sentence. Underline the nouns.

1. Sam took a ball to the beach.
2. Ted brought an umbrella.
3. Mom had a bag with snacks.
4. Dad carried the towels.
5. When they got to the beach, Sam and Ted
helped set up the umbrella.
6. Mom and dad laid out the towels.
7. Then Sam and Ted went to play with the ball.

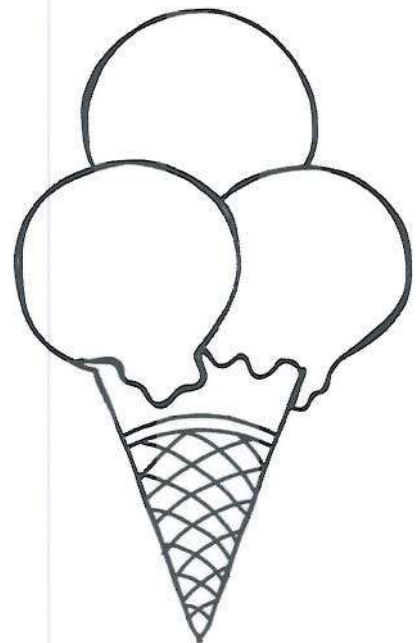


Name: _____

Very Sunny Verbs

Read the sentences. Underline the verbs.

1. Sam went outside to play.
2. Sam played with his friend, Max.
3. Sam and Max got hot.
4. They sat down to eat some ice cream.
5. The ice cream melted.
6. It was dripping all over Sam and Max!
7. Sam and Max washed off with the water hose!



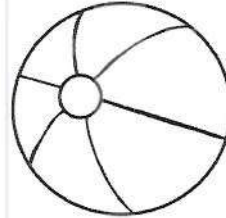
Name: _____

Summer Adjectives

Underline each adjective. Then write your own adjective sentences to go along with the pictures.



1. That is a red ball.



2. The sand is warm.

3. I have a big bucket.




4. Meg loves her pink glasses.


5. Our umbrella is tall.



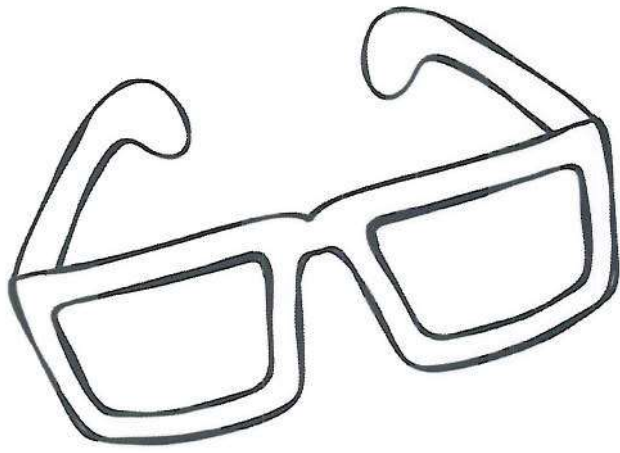
Make your own!!



1. _____



2. _____



Name: _____

Summer: Fact or Opinion?

Cut and paste the sentences where they belong.

That's a **FACT**:

That's an **OPINION**

It is hotter during the summer time.


Summer is my favorite season.

Ice cream is the best way to cool down.

Many people take vacations to the beach.

Summer time comes after spring time.

The water park is the best place to go swimming.



Name: _____

Ice cream: Fact or Opinion?

Write 3 facts and 3 opinions about ice cream.

Facts:

1. _____

2. _____

3. _____

Opinions:

1. _____

2. _____

3. _____



Name: _____

Put the Punctuation

Look at the sentences. Add the correct punctuation at the end.

1. My family and I are going on a trip
2. I am so excited
3. We are going to go to the beach
4. I cannot wait to swim in the ocean and collect sea shells
5. I am also going to build sand castles with my sister
6. I am the best sand castle builder ever
7. Have you ever been to the beach
8. I have not been to the beach before, so this will be my
first time
9. Mom says I can swim, but I have to stay close to her
10. I know this will be a family vacation we will never forget

Name: _____

Summer Word Search

Find the words in the summer word search.

hot

popsicle

picnic

sunny

fun

water

sand

trip

family

s	d	b	f	u	n	p
a	w	c	k	f	e	o
n	a	l	j	s	b	p
d	t	n	n	u	h	s
j	e	c	p	n	o	l
t	r	l	p	n	t	c
l	y	p	q	y	s	l
y	l	i	m	a	f	e


Name: _____

Sunny Sam: Reading Comprehension

Sam was ready for a great day at the beach. He was going to wear his favorite outfit and bring all of his favorite beach toys.

First, Sam put on his shirt with a smiling sun on the front. Next, Sam put on his best blue shorts and his favorite sneakers.

After getting dressed, Sam ate breakfast and got his toys together. He packed his favorite blue pail to gather sand in and all of his favorite sand castle building toys. He grabbed his dolphin towel and was ready to go! Now the only thing left for Sam to do was wake mom and dad up.



1. What was the first thing Sam did to get ready for the beach?

2. What did Sam do after he was done getting dressed?

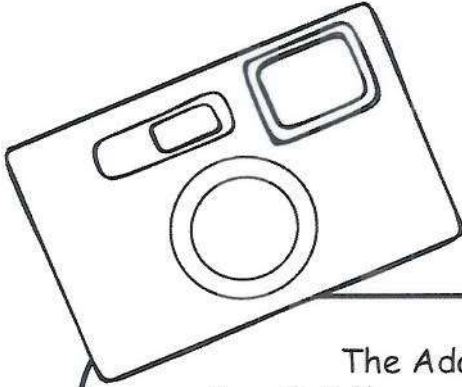
3. What was on Sam's towel that he packed for the beach?

Circle the correct answer:

4. Sam was excited/ sad to be going to the beach.

5. Sam woke up after / before his parents.

Name: _____



The Adams Family Vacation: Reading Comprehension

The Adams family was trying to decide where to go on summer vacation. But they could not reach an **agreement**.

Sarah wanted to go to the beach. "We can swim in the ocean!" she said.

Tim wanted to go camping. "We could cook s'mores!" he said.

Mom said she thought going to the mountains would be fun, and told everyone the weather was great up there this time of year.

Dad really wanted to take a cruise. "We've never been before," he said. "Wouldn't it be so much fun?"

After a lot of talking, they finally decided on the perfect vacation. They would go to Cooper Lake.

The whole family had a great time. There was a beach for swimming, a fire pit for cooking s'mores, and even a boat tour around the whole lake. And the weather was perfect the whole time. The family had a great time.

1. Where did Tim want to go for vacation?

2. In this story, **agreement** probably means:

- a. people fighting
- b. people having the same ideas
- c. taking a walk

3. Why did Sarah think going to the beach would be a great idea?

4. A **compromise** is when people have different ideas, but they make changes to their ideas so that everyone ends up happy. Did the Adams family make a **compromise**?

Name _____

Directions: Read and answer the questions.

A little gray kitten played with the ball of yarn and got all tangled up in knots.

1. Who played with the yarn? _____
2. What kind of kitten was it? _____
3. What did she play with? _____
4. What shape was the yarn? _____
5. How did the kitten end up? _____

Spotty, a goofy brown pup, ran around the yard and pounced on his chew toy.

1. What color was the puppy? _____
2. What was he doing in the yard? _____
3. Why did he stop running? _____
4. What kind of toy? _____
5. What does pounce mean? _____



Name: _____

Summer Sentence Scramble

Look at each of the words. Unscramble the sentence and write the correct sentence.

are today . We beach going to the

can't We the sunscreen ! forget

be hot It at the . will beach

will umbrella We an to help stay us cool take .

Now make 2 scrambled sentences of your own! 😊

Name: _____

Fix those Sentences!

Look at each sentence. Re-write the sentence with correct capitalization, punctuation, and spelling.

1. we are out of school for the sumer
2. today i am going to the Water Park
3. i cannot wait to go swimming?
4. It is very hot outside tooday
5. when it is hot, I like to eat popsicles
6. i wil miss mi teacher, Ms. Jones,
during summer break
7. I like two watch fireflies at night
time
8. is your favorite flavor of ise cream
chocolate



Name _____

Directions: Circle 3 rhyming words.

1. The bug was on the green rug by the mug.
2. Sam will drink the pink soda in a wink.
3. Ty will file this pile for awhile.
4. The men found the pen in his den.
5. There is not light at night for our sight.
6. The pair of dogs left hair on the chair.
7. Jace needs to keep pace in the race.
8. The sheep will leap over the jeep.
9. Stan got a fan and then ran home.
10. Toby wrote a note about his new coat.

Name: _____

Date: _____

Find the Evidence

Can you find the PROOF for your answers? Use a crayon in the color shown to underline where you found each answer in the text.


First Day of School

Gerry was so nervous, he was shaking a little! Today was the first day of school, and normally, Gerry loved getting to see his friends again. Today was different, though. Gerry had moved in July, and he didn't know anyone yet at his new school.


As Gerry stood at the bus stop on the corner, he wondered about his new school. Would the teacher be nice? Would his principal be scary? Would he still get to go to P.E., music, and art like at his old school? Most importantly... would he have any friends?

Just then, Gerry spotted the big yellow bus rounding the corner. The bus slowed to a stop, its brakes squeaking loudly, and the bus driver leaned out to open the door with a big smile. "Gerry Roberts?" she called.


Gerry nodded, gulped, and took a step onto the bus. As Gerry walked slowly down the center aisle, he saw a sea of unfamiliar faces staring back at him. Finally, a boy smiled. "Hey, sit here," he said, scooting over to offer a seat. With a sigh of relief, Gerry sat down and smiled. "Hi, I'm Kevin. Nice to meet you!" Thank goodness- Gerry had made a friend.




Who is Gerry's new friend?




What was Gerry most worried about?




Where was Gerry's bus stop?



Why was this first day of school different?



How did Gerry feel about the first day?



When did Gerry move to his new house?

There are 30 days in
September. It is the
ninth month of the year!

Name _____

Remember September

In September, many important things will happen. This month, many holidays will take place. The season and weather will change. People will also take time to remember things from the past.

Start and Finish

There are things that will start this month. On the other hand, some things will end. School and fall are two things that will begin. The season of summer will end. Vacations for students will also come to a close!

Holidays

There are a number of different holidays that happen this month. Many of them have **themes**. Some are fun and some are serious. Some have subjects that help people become **aware**. They help people learn. In America, people celebrate **patriotic** days. Americans will take time to remember things that happened in the past.

Important things will happen all month long.




Fun or
Themed Holidays



Monthly
Observances



American &
Patriotic Holidays



Name _____

Remember September Craft and Structure

Directions: Answer in complete sentences.

RI.4

1. Find the word **themed**. What is the meaning of this word as used in the text?

RI.4

2. What does the word **aware** mean?

RI.4

3. How does the author help you understand the word **patriotic**?

RI.5

4. What is the heading for a paragraph with a comparison?
Explain a comparison in the paragraph.

RI.6

5. Why did the author write this passage? (Tip: Look for words that give clues about the author's point of view about September.)

- Restate the question. • Answer in a complete sentence. • Prove with evidence!

Name:


1. Teacher Reads 2. Teacher & Students Read 3. Students Read Independently

Wren Writes

Wren is in second grade. His teacher said to write a story about a talking object so he wrote about a knife that loves to sing! Wren's sisters read his story and said their brother was silly because they know a knife can't talk. Wren's teacher loved his story and gave him a treat for his great writing. Then she told him to write a new story about a talking gnat! Wren did because he loves to write silly stories!

Answer the questions – Highlight any text evidence:

1. What happens LAST in the story?
 - ☐ Wren writes about a knife.
 - ☐ Wren's teacher tells him to write about a gnat.
 - ☐ Wren writes about a gnat.
2. Why do you think Wren likes to write silly stories?
 - ☐ He thinks they are boring
 - ☐ He thinks they are funny
 - ☐ He thinks they are hard to write
3. Who is telling this story?
 - ☐ Wren's teacher
 - ☐ Wren's sisters
 - ☐ Someone outside of the story
4. What do you like to write about?





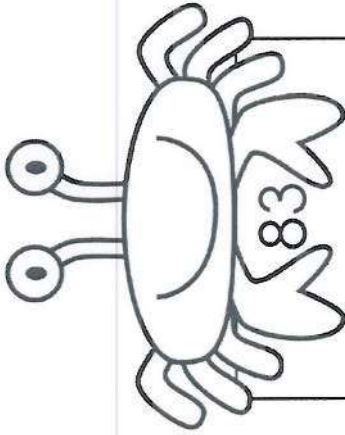
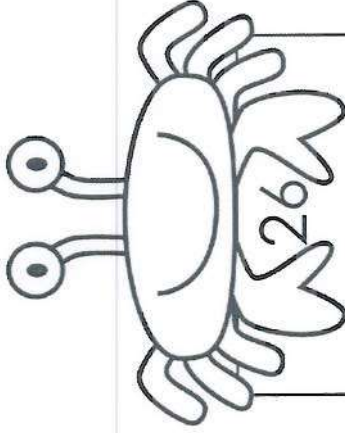
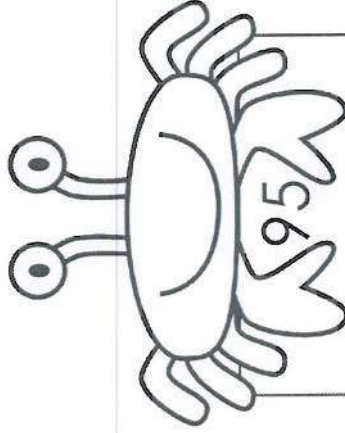
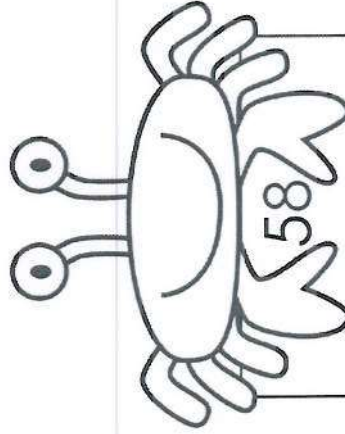
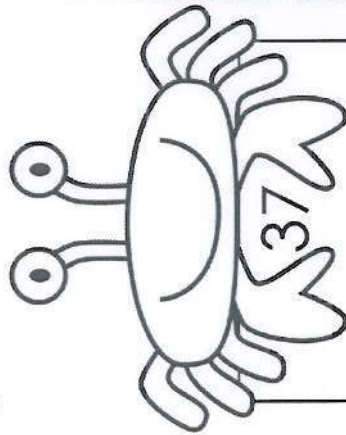
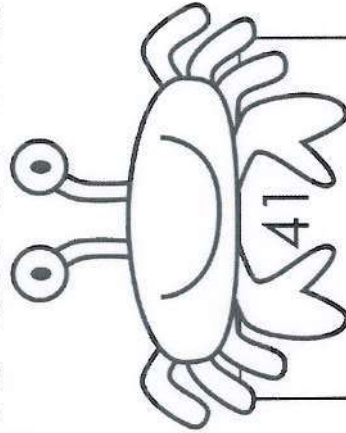
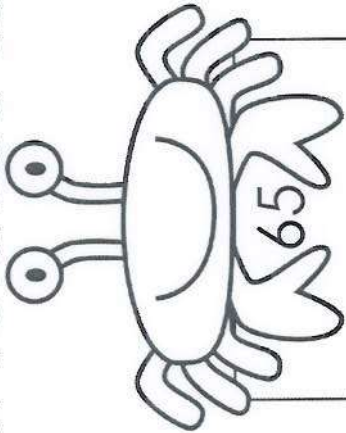
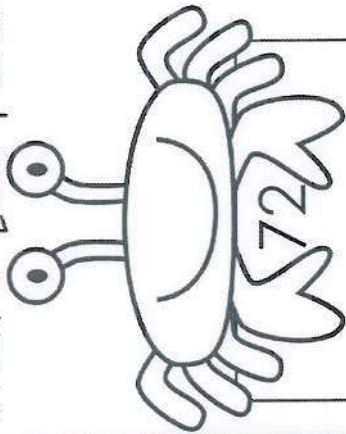
Pretend that you went to the ocean. Who would go with you? What would you do? What would you see?

Name _____

INBT 2

Crabby Numbers

Draw a quick picture of the numbers. Use  for tens and  for ones.

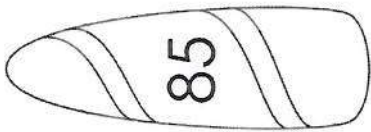

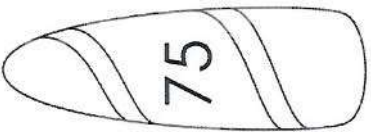
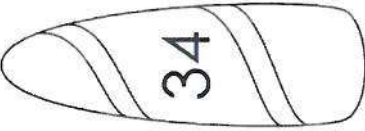
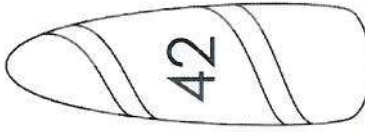
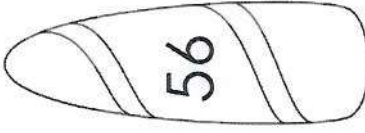
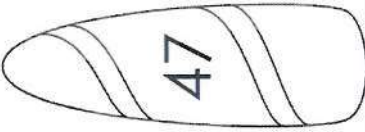
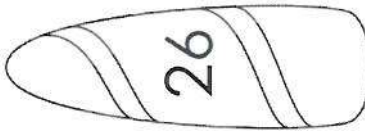
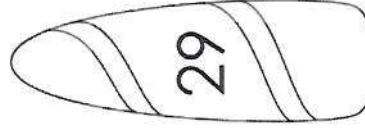
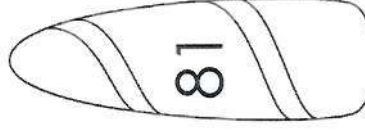
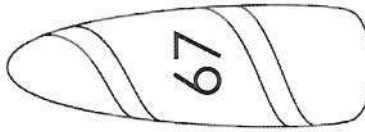


Name _____

SURTS UP!

INBT.2

Draw a quick picture of each number. Write the number in expanded form.

 85	 63	 75	 34
 42	 56	 47	 26
 29	 81	 67	




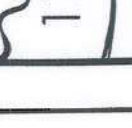


















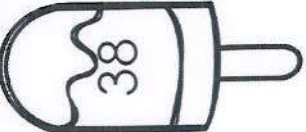

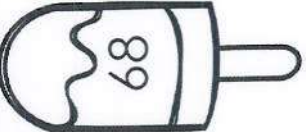





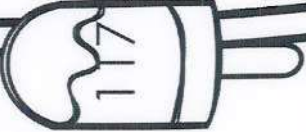












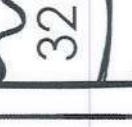
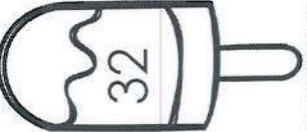





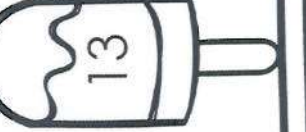








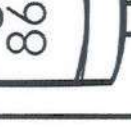
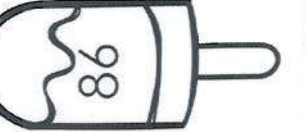

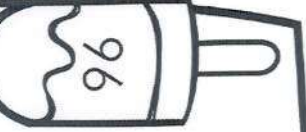

Name _____


Compare the numbers using $>$, $<$, and $=$.

Ice Cream Compare

1.NBT.3





Less, More, or More

INB1.5

Name _____

Read the problems. Glue the matching suns.

Ten more than 101	Ten more than 52	One less than 69	One more than 26	Ten more than 28
Ten less than 93	Ten less than 73	Ten less than 64	One more than 45	Ten less than 112
Ten more than 83	One less than 17	One more than 57	Ten more than 77	Ten less than 88

© First Grade Centers and More 2014

Equal Equations

Name _____

Cut and glue to make both sides of the equation equal.

$4 + 4 =$

$7 - 1 =$

$5 - 4 =$

$12 - 2 =$

$6 - 3 =$

$5 + 4 =$

$3 + 2 =$

$8 - 6 =$

$1 + 3 =$

$10 - 3 =$

$5 + 3$

$8 - 1$

$4 + 2$

$2 + 3$

$9 - 5$

$3 + 7$

$9 - 6$

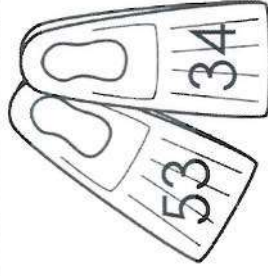



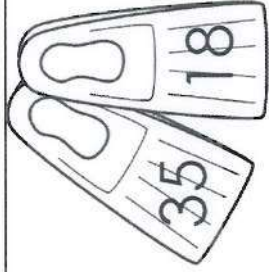
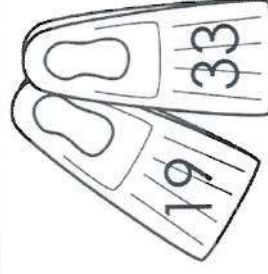

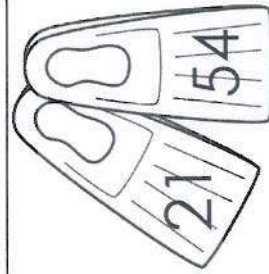
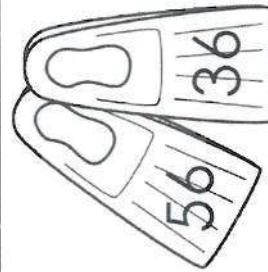


$10 - 8$

$5 - 4$


$3 + 6$

Name _____

Add the numbers on the flippers. Use place value blocks to help. Record your answer in the box.




SWIMMY SUMS



Name _____ Cut and glue a related subtraction fact. Fill in the missing numbers.

Missing Numbers Camp

1.OA.4



$5 + \underline{\quad} = 9$

$7 + \underline{\quad} = 13$

$2 + \underline{\quad} = 12$


$3 + \underline{\quad} = 10$

$4 + \underline{\quad} = 7$

$1 + \underline{\quad} = 6$

$8 + \underline{\quad} = 11$

$6 + \underline{\quad} = 8$



$10 + \underline{\quad} = 15$

$3 + \underline{\quad} = 12$



cut

$13 - 7 = \underline{\quad}$

$6 - 1 = \underline{\quad}$

$7 - 4 = \underline{\quad}$

$8 - 6 = \underline{\quad}$

$15 - 10 = \underline{\quad}$

$12 - 2 = \underline{\quad}$

$9 - 5 = \underline{\quad}$

$12 - 3 = \underline{\quad}$

$11 - 8 = \underline{\quad}$

$10 - 3 = \underline{\quad}$



Beach Ball Sums

Name _____
Add. Glue the beach ball sum on top of the problem.

$\begin{array}{r} 23 \\ +42 \\ \hline \end{array}$	$\begin{array}{r} 41 \\ +17 \\ \hline \end{array}$	$\begin{array}{r} 52 \\ +26 \\ \hline \end{array}$	$\begin{array}{r} 19 \\ +30 \\ \hline \end{array}$	$\begin{array}{r} 64 \\ +33 \\ \hline \end{array}$
$\begin{array}{r} 31 \\ +43 \\ \hline \end{array}$	$\begin{array}{r} 17 \\ +62 \\ \hline \end{array}$	$\begin{array}{r} 44 \\ +51 \\ \hline \end{array}$	$\begin{array}{r} 67 \\ +32 \\ \hline \end{array}$	$\begin{array}{r} 75 \\ +21 \\ \hline \end{array}$
$\begin{array}{r} 80 \\ +14 \\ \hline \end{array}$	$\begin{array}{r} 56 \\ +13 \\ \hline \end{array}$	$\begin{array}{r} 25 \\ +43 \\ \hline \end{array}$	$\begin{array}{r} 61 \\ +32 \\ \hline \end{array}$	$\begin{array}{r} 45 \\ +22 \\ \hline \end{array}$

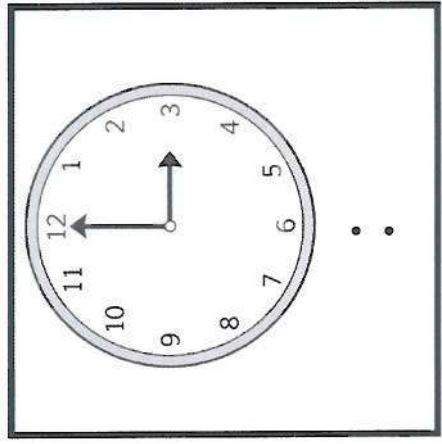
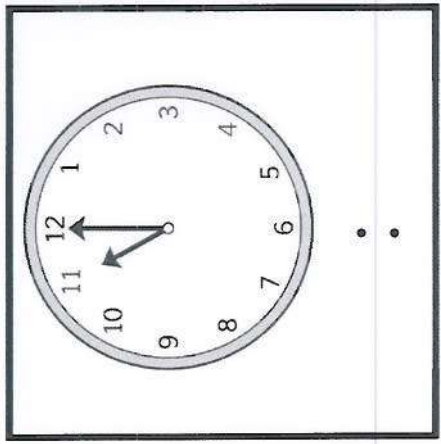
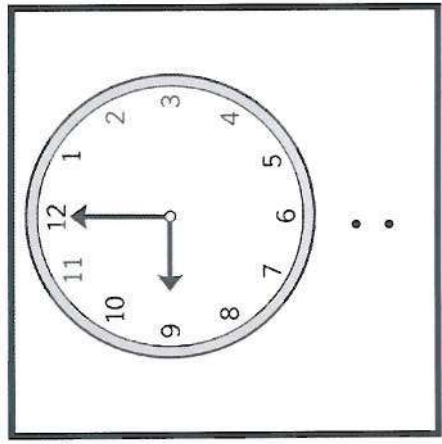
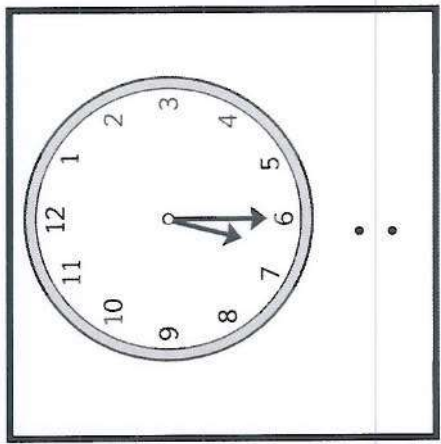
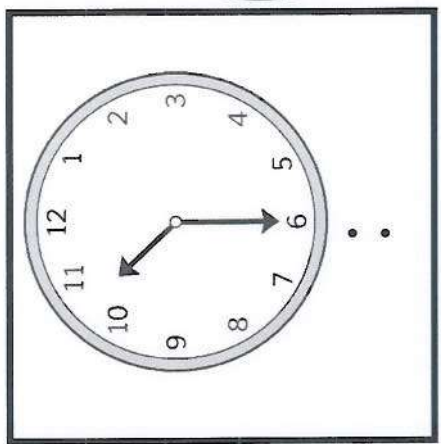
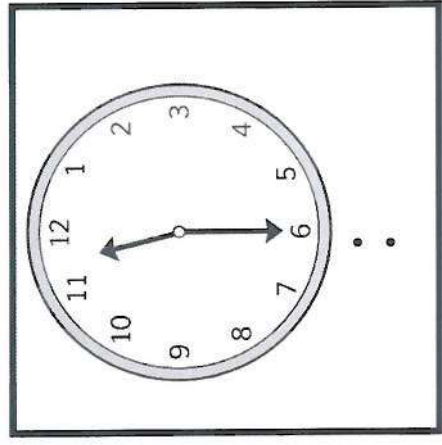
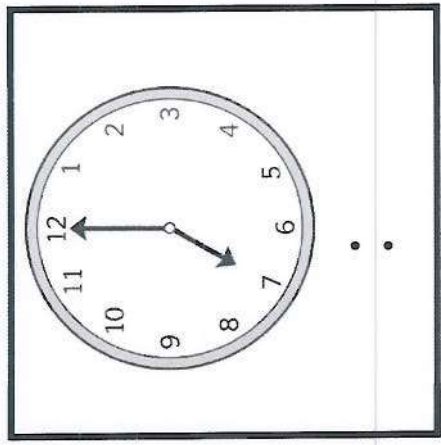
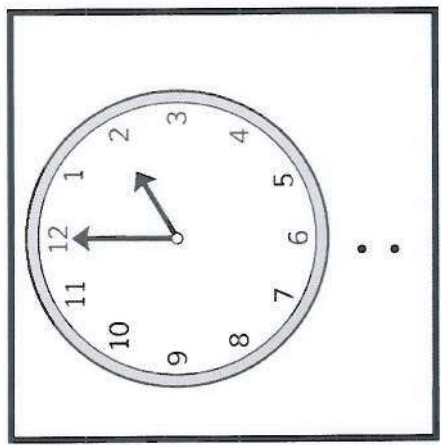
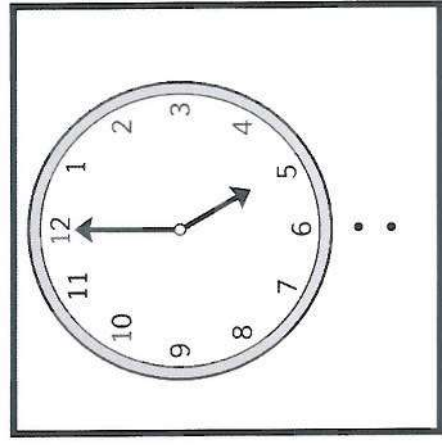
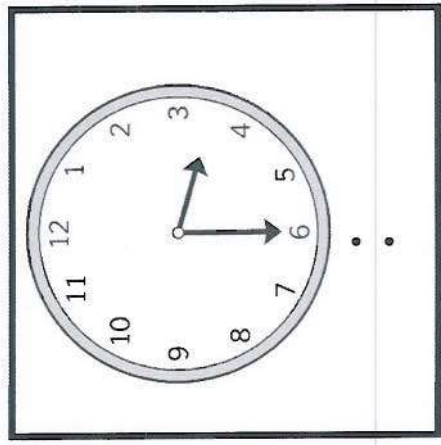
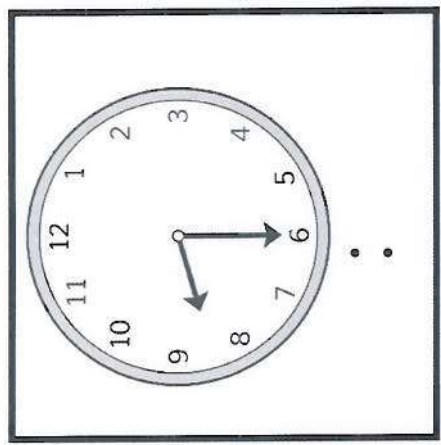
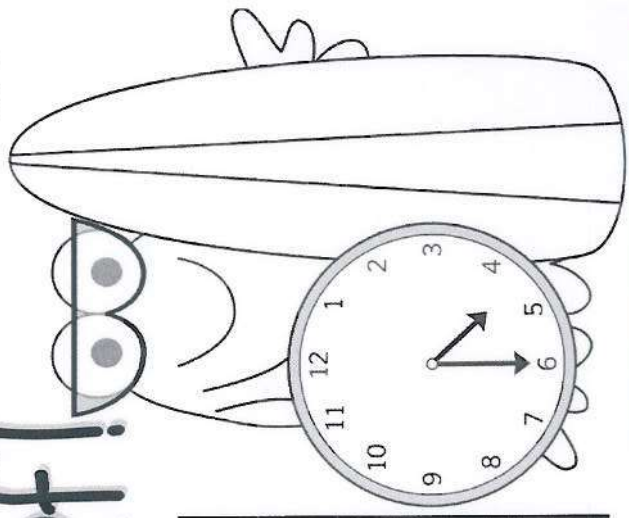
© First Grade Centers and more 2014

Name _____

write the time.

"Time" to surf!

12/1/20



IMD.4


IMD.4

IMD.4

IMD.4

Three cartoon illustrations arranged vertically. The top one is a castle with a flag. The middle one is a large, spiky monster with a long tail. The bottom one is a knight in armor holding a shield and a sword.

or



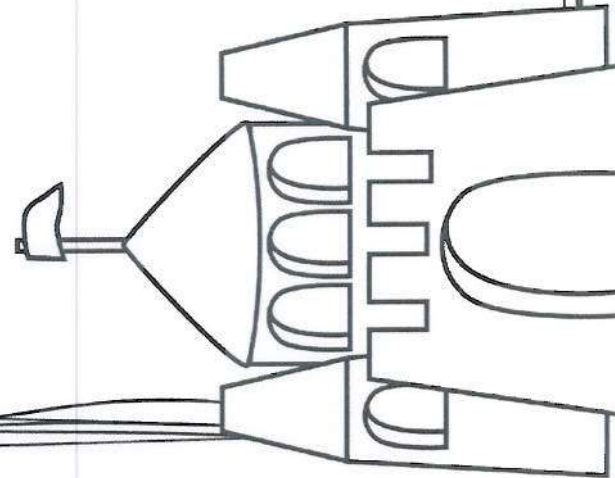
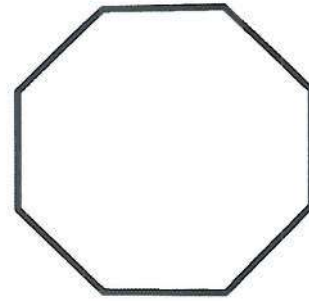

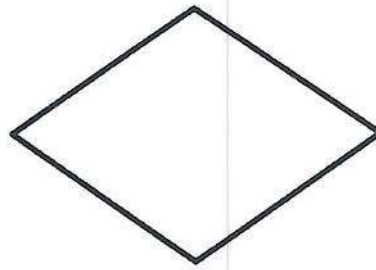



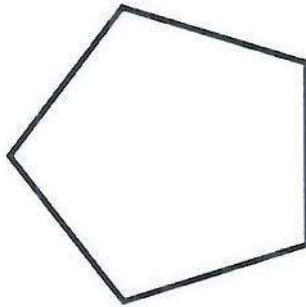
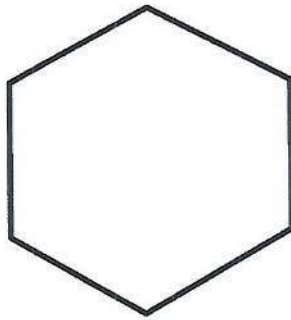
?

Finet Grade Contone and more 2N14

Name _____

Cut the shapes into halves. Label each half.


Beach fractions



Name: _____ Date: _____

Fishy Stories: Compare

Solve the story problems. Show your thinking.
Write an equation with a symbol for the unknown part.



When snorkeling, Brianne spotted 5 more sea turtles than clownfish. She spotted 13 clownfish. How many sea turtles did Brianne spot?

_____ sea turtles

Ryan counted 17 seahorses and 28 starfish. How many fewer seahorses did he count than starfish?

_____ fewer seahorses

Natalie counted 14 sea anemones and 24 pieces of coral in her favorite snorkeling spot. How many more pieces of coral did she count?

_____ pieces of coral

Patrick counted 13 conch shells and 22 sand dollars. How many fewer conch shells did he count?

_____ fewer conch shells

Ice Cream Word Problems

Directions: Cut out the scoops of ice cream. Glue the correct number of scoops in each space. Cross out any scoops that are subtracted. Write each problem.



Sam got 5 scoops of ice cream in his cone. Maiya got 6. How many scoops did they get altogether?

_____ = _____

Ming was eating a cone with 12 scoops of ice cream! He dropped 4 of the scoops. How many were left?

_____ = _____

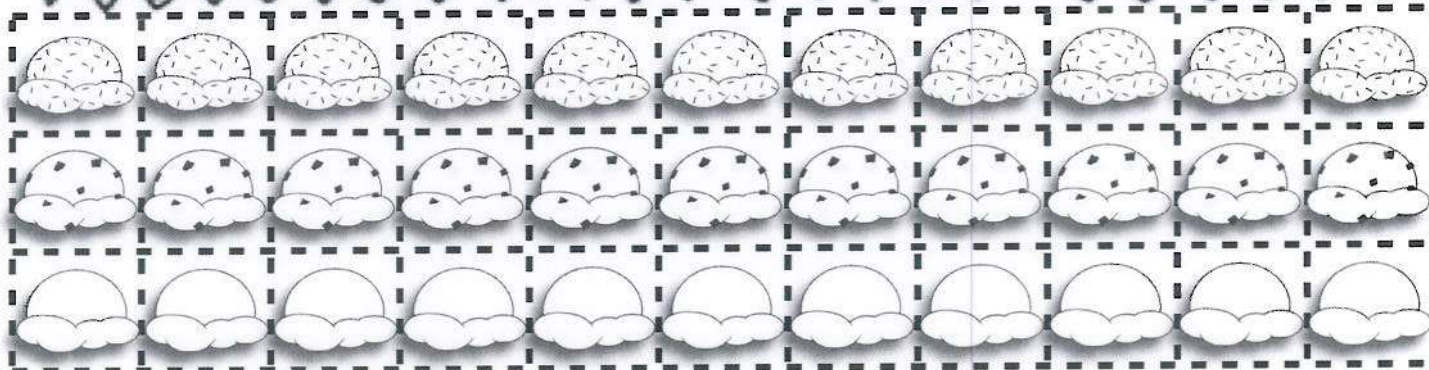
We bought 10 scoops of ice cream altogether. Sally got 4 scoops in a cup. How many scoops did I get?

_____ = _____


Teacher Tam 2014



K.CC.A.3, K.OA.A.1, K.OA.A.2, K.OA.A.4, 1.OA.A.1, 1.OA.B.4, 1.OA.C.5, 1.OA.C.6, 2.OA.A.1, & 2.OA.B.2.



Name: _____



Summer Word Problems

Read each problem. Write the number sentence and solve.

Sam went to the beach. He brought 6 beach balls. His friend, Ted, brought 7 more beach balls. How many beach balls did they have to play with all together?

Jack got three scoops of ice cream. Macie got two scoops of ice cream and mom got 1 scoop. How many scoops did they get all together?

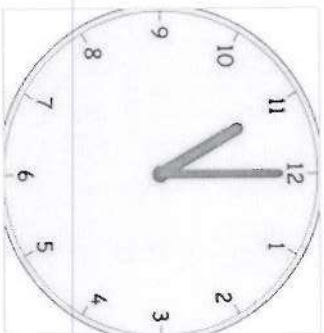
There were twelve sandcastles built on the beach. Two were too close to the water and got washed away. How many were left?

Olivia was playing with Sam outside. She had 14 pieces of chalk. She gave 5 to Sam. How many did Olivia have left?

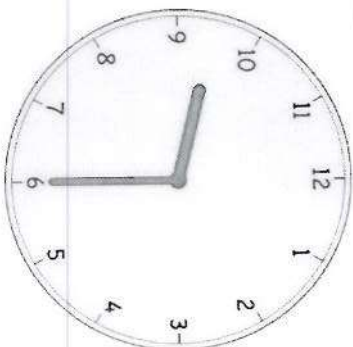
Jake and Sarah brought 6 pails to put sand in to the beach. Two of the pails got cracked, so they threw them away at the beach trash can. How many pails did they go home with?

Name _____

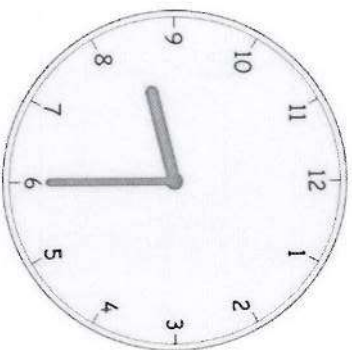
Directions: Circle the correct time.



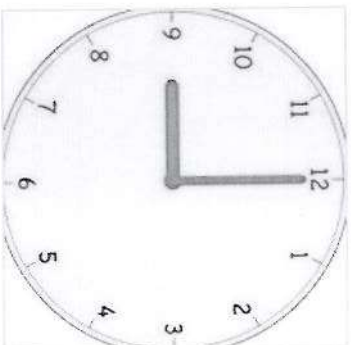
12:00
10:00
11:00



9:30
10:30
6:30



9:00
8:30
9:30



10:00
9:00
12:00



12:00
11:30
11:00




6:30
8:00
7:30

Write numbers to 100

[illegible]

Name: _____ Date: _____




Counting Shells

Fill in the missing numbers.

Cara is counting her shells. She has just counted her 85th shell. What numbers will she say for the next five shells?

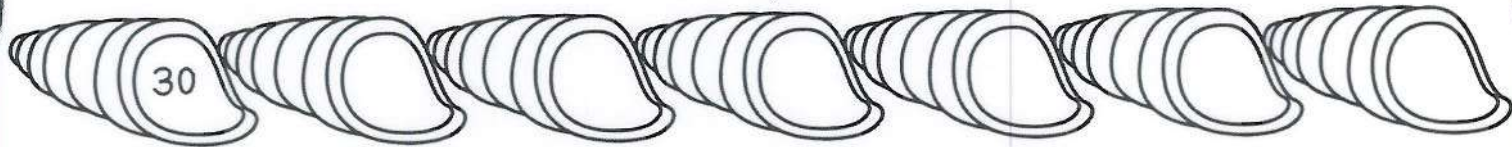
_____, _____, _____, _____, _____

Count by twos.




86, _____, 88, 89, _____, _____,	104, _____, _____, _____, _____, 109
99, _____, 97, 96, _____, _____	112, _____, _____, _____, _____, 107
99, _____, _____, 102, 103, _____	104, 103, _____, _____, _____, _____


Count by tens.



Connor is counting his shells. He has just counted his 99th shell. What numbers will he say for the next five shells?

_____, _____, _____, _____, _____





Name: _____ Date: _____

More and Less

Fill in the missing numbers.

	10 Less	
1 less	56	1 More
	10 More	

	10 Less	
1 less	78	1 More
	10 More	

	10 Less	
1 less	60	1 More
	10 More	

	10 Less	
1 less	84	1 More
	10 More	

	10 Less	
1 less	20	1 More
	10 More	

	10 Less	
1 less	92	1 More
	10 More	

	10 Less	
1 less	35	1 More
	10 More	

	10 Less	
1 less	49	1 More
	10 More	

	10 Less	
1 less	11	1 More
	10 More	